



Nationwide Bailard International Equities Fund

Mutual funds

Fact sheet

Q2 2017
AS OF 06/30/17

Objective: Seeks long-term capital appreciation

Class A: NWHJX
Class C: NWHKX
Inst Svc: NWHNX

Asset class: International Equity
Morningstar category: Foreign Large Blend

Country selection matters:

Believes differences in culture, government policies, fiscal and monetary policy, political and local trading create investment opportunities

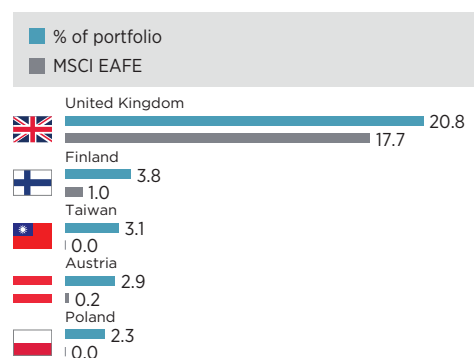
Unique strategy:

Utilizes an active approach to securities selection and currency hedging which may offer multiple sources of potential returns

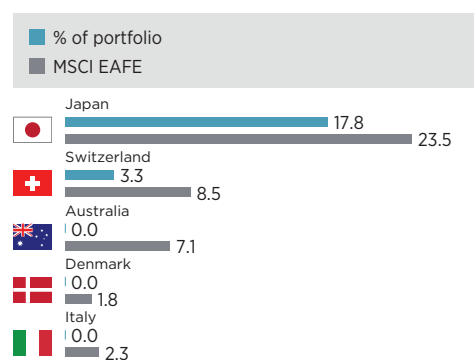
Proven expertise:

Provides access to a team of highly seasoned investment professionals

Top Countries: Overweights



Top Countries: Underweights



Average Annual Total Returns (%)

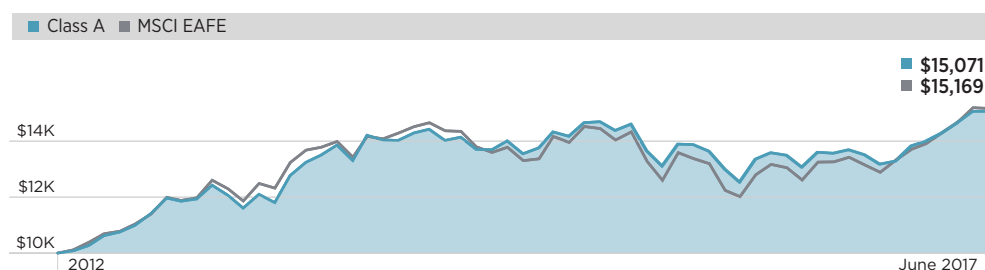
Share class	QTD	YTD	1-year	3-year	5-year	10-year
Class A (without sales charge)	5.49	13.41	15.30	1.47	8.55	1.04
Class A (with 5.75% max sales charge)	-0.57	6.89	8.67	-0.52	7.27	0.44
Class C	5.13	12.95	14.47	0.69	7.73	0.33
Institutional Service Class	5.46	13.53	15.66	1.70	8.79	1.24
MSCI EAFE Index	6.12	13.81	20.27	1.15	8.69	1.03
Category	6.25	14.45	19.13	1.18	7.81	0.96

Performance returns assume the reinvestment of all distributions. Returns for periods less than one year are not annualized. Total returns reflect a contractual expense limitation for direct annual Fund expenses for all classes for certain periods since inception, without which returns would have been lower.

Share class	Expense ratios		Inception date
	Gross (%)	Net (%)	
Class A	1.24	1.24	04/03/2006
Class C	1.99	1.99	04/03/2006
Institutional Service Class	0.99	0.99	04/04/2006

The expense ratios are as shown in the most recent prospectus. Expenses include underlying fund expenses. Please see the Fund's prospectus for more details.

Growth of \$10k (07/01/12-06/30/17)



The results shown represent past performance; past performance does not guarantee future results. Current performance may be lower or higher than the past performance shown, which does not guarantee future results. Share price, principal value, and return will vary, and you may have a gain or a loss when you sell your shares. To obtain the most recent month-end performance, go to nationwide.com/mutualfunds or call 800-848-0920.

Sales charges and 12b-1 Fees: Class A - max front end sales charge of 5.75%, 0.25% 12b-1 fee (investment size may reduce or eliminate front-end sales charge). Class C - 1.00% Contingent Deferred Sales Charge, 1.00% 12b-1 fee. Institutional Service Class - no sales charge, no 12b-1 fee.

Nationwide Bailard International Equities Fund

Q2 2017
AS OF 06/30/17

Portfolio Characteristics

Total Net Assets (all classes)	\$442.6M
Total Number of holdings	179
P/E ratio	19.1x
Sharpe Ratio*	0.2
Standard deviation*	10.5
Alpha*	0.4
Beta*	0.8
R-Squared*	92.1
Turnover	84%

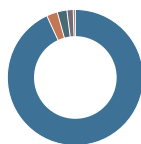
Portfolio characteristics are based on Class A shares.

*Rolling 36 months

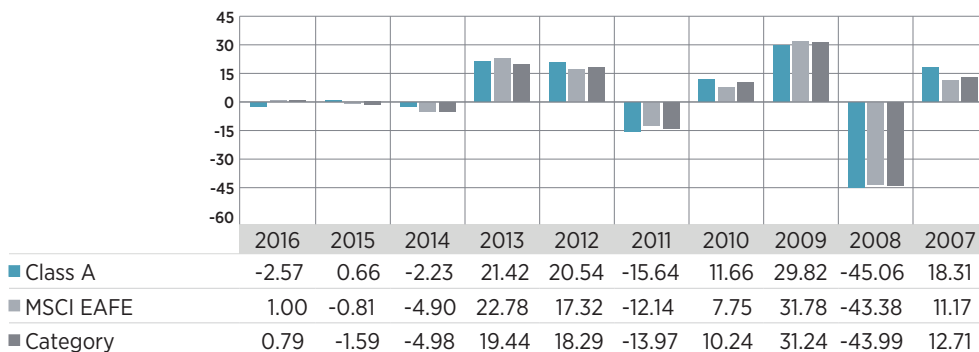
Asset Allocation (%)

Data as of prior month-end

Non-U.S. stocks	93.2
Cash	2.6
Other	2.3
U.S. stocks	1.5
Preferred	0.5



Calendar Year Returns (%) (without sales charge)



Portfolio Management

Bailard, Inc., Subadviser

Peter M. Hill, Fund tenure since 2006

Anthony R. Craddock, Fund tenure since 2006

Eric P. Leve, CFA, Fund tenure since 2006

Daniel McKellar, CFA, Fund tenure since 2015

Bailard

• Not a deposit • Not FDIC or NCUSIF insured • Not guaranteed by the institution • Not insured by any federal government agency • May lose value

DEFINITIONS: **Average annual total returns** are the annual compounded returns that would have produced the cumulative total return if fund performance had been constant during the given period. **P/E ratio** is the price of a stock divided by trailing 12-month earnings per share. **Sharpe ratio** measures excess return per unit of risk (standard deviation). A higher Sharpe ratio suggests better risk-adjusted performance. **Standard deviation** measures performance fluctuation, may not be indicative of future risk and is not a predictor of returns. **Alpha** represents the excess returns of a fund relative to its benchmark. A positive alpha is the added value an active manager has contributed over the benchmark returns. **Beta** measures volatility in relation to the fund's benchmark. A beta of less than 1.0 indicates lower volatility, while a beta of more than 1.0 indicates higher volatility relative to the benchmark. **R-Squared** measures the percentage of a fund's movements that can be explained by movements in a benchmark. **Turnover** measures how frequently investments are bought and sold within a fund during a 12 month period. The portfolio turnover rate is as of the fund's fiscal year end and is usually expressed as a percentage of the total value of a fund.

Call 800-848-0920 to request a summary prospectus and/or a prospectus, or download prospectuses at nationwide.com/mutualfunds. These prospectuses outline investment objectives, risks, fees, charges and expenses, and other information that you should read and consider carefully before investing.

KEY RISKS: The Fund is subject to the risks of investing in equity securities. The Fund also is subject to the risks of investing in foreign securities (currency fluctuations, political risks, differences in accounting and limited availability of information, all of which are magnified in emerging markets). The Fund may invest in more-aggressive investments such as derivatives (which create investment leverage and are highly volatile). Please refer to the most recent prospectus for more detailed information.

MSCI EAFE Index: An unmanaged, free float-adjusted, market capitalization-weighted index that is designed to measure the performance of large-cap and mid-cap stocks in developed markets as determined by MSCI; excludes the United States and Canada. Market index performance is provided by a third-party source Nationwide Funds Group deems to be reliable (Morningstar). Indexes are unmanaged and have been provided for comparison purposes only. No fees or expenses have been reflected. Individuals cannot invest directly in an index. © 2017 Morningstar. All Rights Reserved. The information contained herein: (1) is proprietary to Morningstar and/or its content providers; (2) may not be copied or distributed; and (3) is not warranted to be accurate, complete or timely. Neither Morningstar nor its content providers are responsible for any damages or losses arising from any use of this information.

Nationwide Funds distributed by Nationwide Fund Distributors LLC (NFD), member FINRA, Columbus, OH. NFD is not affiliated with any subadviser contracted by Nationwide Fund Advisors (NFA), with the exception of Nationwide Asset Management, LLC (NWAM). Nationwide Investment Services Corporation (NISC), member FINRA. NFD is not an affiliate of Morningstar, Inc.

Nationwide, the Nationwide N and Eagle and Nationwide is on your side are service marks of Nationwide Mutual Insurance Company. © 2017 Nationwide

STAY CONNECTED



@NWFinancial
nationwidefunds.com



Shareholders: 800-848-0920
Intermediaries: 877-877-5083



Nationwide[®]