

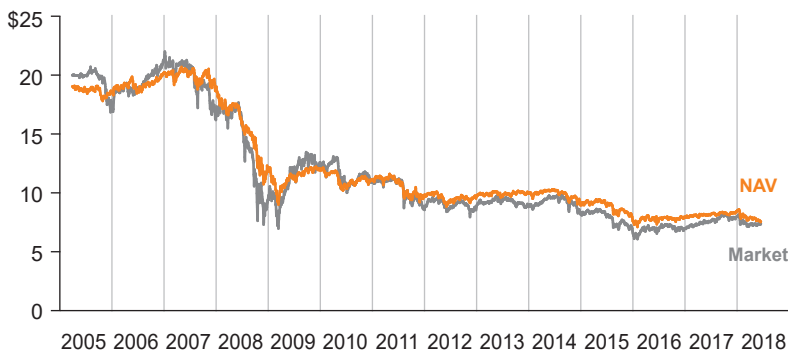
Voya Global Equity Dividend and Premium Opportunity Fund

NYSE Symbol: IGD
CUSIP #: 92912T100
NAV Symbol: XIGDX
Inception Date: 03/28/05
Inception NAV: 19.06
Inception Share Price: 20.00

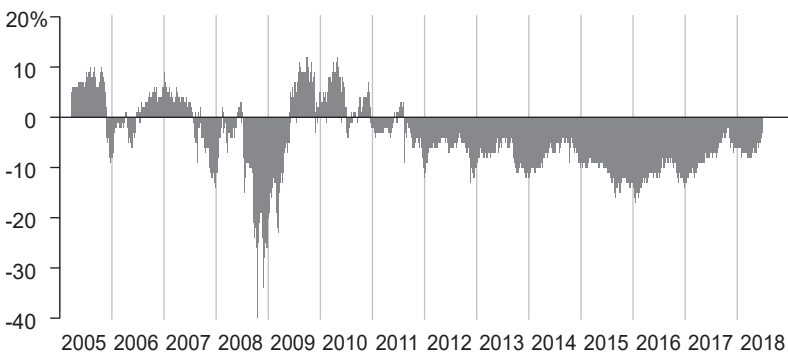
Investment Objective and Strategy

- Seeks to provide a high level of income, and secondarily seeks capital appreciation.
- Invests in 80–120 global, common stocks with a history of attractive dividend yields.
- Sells call options on selected indexes and/or on individual securities and/or ETFs to seek gains and lower volatility of total returns over a market cycle.
- May partially hedge currency exposure to reduce volatility of returns.

Share Price and NAV History (as of 06/30/18)



Premium and Discounts History (as of 06/30/18)



The Fund intends to make regular quarterly distributions based on the past and projected performance of the Fund. The tax treatment and characterization of the Fund's distributions may vary significantly from time to time depending on whether the Fund has gains or losses on the call options written on its portfolio versus gains or losses on the equity securities in the portfolio. The Fund's distributions will normally reflect past and projected net investment income, and will also include income from dividends and interest, capital gains and/or a return of capital, if any, in accordance with the provisions of the dividend reinvestment plan. The final composition of the tax characteristics of the distributions cannot be determined with certainty until after the end of the year, and will be reported to shareholders at that time. The amount of quarterly distributions will vary, depending on a number of factors. As portfolio and market conditions change, the rate of dividends on the common shares will change. There can be no assurance that the Fund will be able to declare a distribution in each period. **Closed-End Funds like the Fund do not continuously offer shares for sale and are not required to buy shares back from investors upon request. Shares of closed-end funds trade on national stock exchanges.**

Portfolio Statistics

Market Share Price	\$7.35
Net Asset Value	\$7.54
Premium (Discount) to NAV	-2.52%
Average Daily Share Trading Volume	318,146
Shares Outstanding	97,077,421
Total Net Assets	\$732,251,634

Largest Country Holdings (%)	Weight
United States	50.68
France	12.12
United Kingdom	7.53
Japan	5.96
Switzerland	4.38
Canada	2.46
Netherlands	2.36
Italy	2.34
Spain	1.99
Sweden	1.29

Largest Holdings (%)	Weight
Apple, Inc.	3.31
Microsoft Corp.	2.89
Cisco Systems, Inc.	2.52
Walmart, Inc.	2.06
Citigroup, Inc.	2.02
Vodafone Group PLC	1.95
Cie de Saint-Gobain	1.89
General Electric Co.	1.86
Merck & Co., Inc.	1.77
Pfizer, Inc.	1.77

Largest Industry Holdings (%)	Weight
Financials	17.73
Information Technology	17.56
Health Care	14.91
Consumer Staples	9.93
Consumer Discretionary	9.81
Energy	9.17
Industrials	6.87
Telecommunication Services	5.93
Utilities	4.24
Materials	3.84

Holdings, industry & country weightings subject to change.

Distribution History (\$) (Last Five)

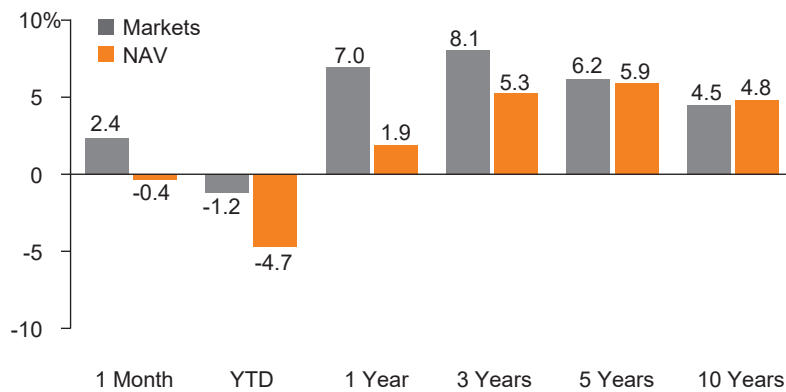
Ex-Date	Payable Date	Record Date	Amount
06/01/2018	06/15/2018	06/04/2018	0.061
05/01/2018	05/15/2018	05/02/2018	0.061
04/02/2018	04/16/2018	04/03/2018	0.061
03/01/2018	03/15/2018	03/02/2018	0.061
02/01/2018	02/15/2018	02/02/2018	0.061

Distributions: Tax Characteristics (\$) (Last Five)

Payable Date	Net Investment Income	Realized Gains	Return of Capital	Total
06/15/2018	0.034	0.000	0.027	0.061
05/15/2018	0.010	0.003	0.048	0.061
04/16/2018	0.014	0.000	0.047	0.061
03/15/2018	0.005	0.000	0.056	0.061
02/15/2018	0.000	0.000	0.061	0.061

Voya Global Equity Dividend and Premium Opportunity Fund

Total Returns (as of 06/30/18)



Past performance is no guarantee of future results. The performance quoted represents past performance. Investment return and principal value of an investment will fluctuate, and shares, when redeemed, may be worth more or less than their original cost. Current performance may be lower or higher than the performance data quoted.

This chart does not take into consideration account transaction fees or brokerage commissions.

Total investment return at net asset value has been calculated assuming a purchase at net asset value at the beginning of the period and a sale at net asset value at the end of the period; and assumes reinvestment of dividends, capital gain distributions and return of capital distributions/allocations, if any, in accordance with the provisions of the dividend reinvestment plan. Net Asset Value is total assets less total liabilities divided by the number of shares outstanding. Net Asset Value is net of all fund expenses, including operating costs and management fees.

Total investment return at market share price measures the change in the market value of your investment assuming reinvestment of dividends, capital gain distributions and return of capital distributions/allocations, if any, in accordance with the provisions of the Fund's dividend reinvestment plan. Total investment return at market share price is not annualized for periods less than one year. Closed-end funds like the Fund do not continuously offer shares for sale and are not required to buy shares back from investors upon request. Shares of closed-end funds trade on national stock exchanges. Therefore, market share prices are not directly affected by Fund expenses or fees, which ordinarily have the effect of lowering total return.

Fund Adviser/Sub-Adviser

Voya Investments, LLC ("Voya Investments"), the investment adviser, is responsible for monitoring the Fund's overall investment strategy and overseeing the sub-adviser.

- NNIP Advisors B.V., the sub-adviser, is responsible for investing the Fund's managed assets in accordance with the Fund's investment objectives and strategies.
- The sub-adviser has two teams that will manage the Fund. Voya Global Equity Dividend Team is responsible for the equity security selection and the Voya Structured Investment Strategies Team, which is responsible for implementing the fund's option strategy.

¹"Moneyness" is the term used to describe the relationship between the price of the underlying asset and the option's exercise or strike price. For example, a call (buy) option is considered "in-the-money" when the value of the underlying asset exceeds the strike price. Conversely, a put (sell) option is considered "in-the-money" when its strike price exceeds the value of the underlying asset. Options are characterized for the purpose of Moneyness as "in-the-money" when its strike price exceeds the value of the underlying asset. Options are characterized for the purpose of Moneyness as "in-the-money" ("ITM"), "out-of-the-money" ("OTM") or "at-the-money" ("ATM"), where the underlying asset value equals the strike price.

Call Option Statistics (as of 06/30/18)

Percent of portfolio assets with Call Options	50.12%
Type of Call Options	Index
Market Calls are Written On	OTC
Average Call Option Life at Time Written (days)	49
Average Call Option Time to Maturity (days)	20
Average Call Moneyness ¹ at Time Written	OTM/ATM

Currency Call and Put Option Statistics

Percent of the Portfolio with Put Options	15.87%
Percent of the Portfolio with Call Options	15.87.00
Type of Call and Put Options	Currency
Market Calls and Puts are Bought On	OTC
Average Call and Put Option Life at Time Written (days)	91
Average Call and Put Option Time to Maturity	51
Average Index Call and Put Moneyness ¹ at Time Purchased	OTM

Principal Risks: All investing involves risks of fluctuating prices and the uncertainties of rates of return and yield inherent in investing. Price volatility, liquidity, and other risks that accompany an investment in equity securities of domestic and foreign companies, and small and mid-sized capitalized companies. International investing does pose special risks including currency fluctuation, economic and political risks not found in investments that are solely domestic. Risks of foreign investing are generally intensified for investments in emerging markets.

Options Risk: The Fund may purchase put and call options and may write (sell) put options and call options and is subject to Options Risk. The Fund will realize a gain or loss upon the expiration or closing of the option contract. When an option is exercised, the proceeds on sales of the underlying security for a written call option or purchased put option or the purchase cost of the security for a written put option or a purchased call option is adjusted by the amount of premium received or paid. The risk in writing a call option is that the Fund gives up the opportunity for profit if the market price of the security increases and the option is exercised. The risk in buying an option is that the Fund pays a premium whether or not the option is exercised. Risks may also arise from an illiquid secondary market or from the inability of counterparties to meet the terms of the contract. A decision as to whether, when and how to buy or sell options under the Fund's strategy involves the exercise of skill and judgment, and even a well-conceived transaction may be unsuccessful to some degree because of market behavior or unexpected events. When an option purchased or sold by the Fund is exercised or closed out, the Fund may be required to sell portfolio securities or to deliver portfolio securities to the option purchaser to satisfy its obligations when it would not otherwise choose to do so, or the Fund may choose to sell portfolio securities to realize gains to offset the losses realized upon option exercise. Such sales or delivery would involve transaction costs borne by the Fund and may also result in realization of taxable capital gains, including short-term capital gains taxed at ordinary income tax rates, and may adversely impact the Fund's after-tax returns.

This Fund has additional risks which you should consider, such as: Market Discount Risk, Investment and Market Risk, Issuer Risk, Equity Risk, Option Related Risk, Small-Cap and Mid-Cap Companies' Risk, Foreign Investment and Emerging Markets Risk, Foreign (non-U.S.) Currency Risk, Derivatives Risk, Interest Rate Risk, Restricted and Illiquid Securities Risk, Distribution Risk, and Dividend Risk.

These and other risks are described more fully in the Fund's prospectus and the most current annual or semi-annual report. The prospectus should be read carefully before investing. Consider the Fund's investment objective, risks, and charges and expenses carefully before investing. To obtain a prospectus, please call (800) 992-0180 or go to www.voyainvestments.com.