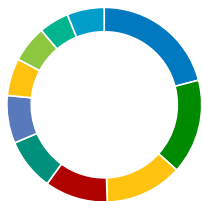


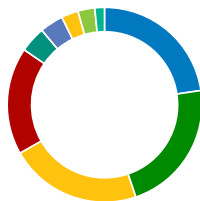
BMO Europe High Dividend Covered Call Hedged to CAD ETF

Sector Allocation



- 20.93% Financials
- 15.73% Health Care
- 12.84% Industrials
- 10.45% Consumer Staples
- 8.63% Materials
- 7.91% Energy
- 6.21% Consumer Discretionary
- 6.10% Communication Services
- 4.97% Information Technology
- 6.18% Others


Geographic Allocation



- 22.67% Switzerland
- 22.15% France
- 21.93% United Kingdom
- 17.81% Germany
- 4.31% Sweden
- 3.92% Netherlands
- 2.81% Belgium
- 2.79% Finland
- 1.62% Spain

Top Holdings


	%
Nordea Bank AB	4.31%
Axa Sa	4.28%
Zurich Insurance Group Ag	4.24%
Swiss Re AG	4.19%
Bp Plc	3.73%
GlaxoSmithKline plc	3.68%
Total Sa	3.65%
Swisscom Ag-Reg	3.55%
Sanofi	3.52%
Allianz Se-Reg	3.43%



Call Us
1-800-361-1392



Email Us
bmo.etfs@bmo.com



Visit Us
www.bmo.com/etfs

Commissions, management fees and expenses all may be associated with investments in exchange traded funds. Please read the prospectus before investing. The indicated rates of return are the historical annual compound total returns including changes in prices and reinvestment of all distributions and do not take into account commission charges or income taxes payable by any unitholder that would have reduced returns. Exchange traded funds are not guaranteed, their values change frequently and past performance may not be repeated.

This communication is intended for informational purposes only and is not, and should not be construed as, investment and/or tax advice to any individual.

Particular investments and/or trading strategies should be evaluated relative to each individuals circumstances. Individuals should seek the advice of professionals, as appropriate, regarding any particular investment.

*BMO ETFs are managed and administered by BMO Asset Management Inc., an investment fund manager and portfolio manager and separate legal entity from the Bank of Montreal. ® "BMO (M-bar roundel symbol)" is a registered trade-mark of Bank of Montreal, used under licence.

The funds or securities referred to herein are not sponsored, endorsed or promoted by MSCI, and MSCI bears no liability with respect to any such funds or securities or any index on which such funds or securities are based. The prospectus contains a more detailed description of the limited relationship MSCI has with BMO Asset Management Inc. and any related funds.

¹ Management Expense Ratios (MERs) are the audited MERs as of December 31, 2017.

² Beta is a measure of how a BMO ETF responds to moves in the broader market in which it invests. A beta of greater than 1.00 suggests that the ETF is more volatile than the market, while a beta of less than 1.00 suggests that the ETF is less volatile than the market. Beta may change over time and historical beta is not indicative of future beta. The indicated beta is generally based on historical rolling two-year returns. Where a BMO ETF does not have two years of performance history, the beta may be calculated as long as at least six months of performance history is available.