

BMO Canadian High Dividend Covered Call ETF

Fund Details

Ticker	ZWC
Base Currency	CAD
Exchange	TSX
Inception Date	Feb 09, 2017
Maximum Annual Management Fee	0.65%
Management Expense Ratio ¹	0.72%
RSP Eligible	Yes
DRIP Eligible	Yes
Distribution Frequency	Monthly

Fund Characteristics

Net Assets (Mn)	\$ 550.86
Number of Securities	35
Shares Outstanding	29,110,000
Market Cap (\$Bn)	1,470.02
Price/Earnings Ratio	16.3
Price/Book Ratio	2.1
Annualized Distribution Yield (%)	7
Beta ²	0.92

Correlation

Index Return data based on - year as of Dec 31, 2019

Portfolio Strategy

BMO Canadian High Dividend Covered Call ETF has been designed to provide exposure to a dividend focused portfolio, while earning call option premium. The underlying portfolio is yield-weighted and broadly diversified across sectors. The ETF screens for securities for dividend growth, sustainability and option liquidity. The ETF also dynamically writes covered call options. The call options are written out of the money and selected based on analyzing the option's available.

Fund Benefits

- Designed for investors looking for higher income from equity portfolios
- Invested in a diversified portfolio of high dividend Canadian companies
- Call option writing reduces volatility
- Professionally managed by BMO Global Asset Management

Growth of 10,000



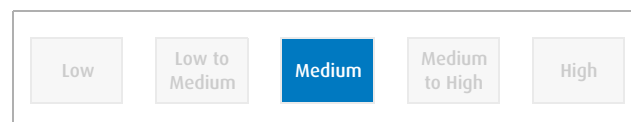
Fund Performance

Annualized Performance

For period ending Dec 31, 2019

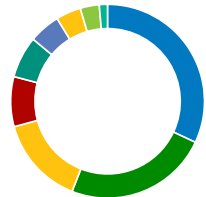
	1Mo	3Mo	6Mo	YTD	1Yr	3Yr	5Yr	Since Inception
NAV	-0.07%	1.07%	3.52%	17.00%	17.00%	-	-	4.51%
Index	-	-	-	-	-	-	-	-

Risk Rating



BMO Canadian High Dividend Covered Call ETF


Sector Allocation



- 31.98% **Financials**
- 24.02% **Energy**
- 14.78% **Communication Services**
- 8.34% **Consumer Discretionary**
- 6.95% **Utilities**
- 5.22% **Industrials**
- 4.17% **Consumer Staples**
- 3.17% **Materials**
- 1.38% **Information Technology**

Top Holdings

	%
Enbridge Inc	4.85%
Tc Energy Corp	4.32%
BCE Corp	4.04%
Bank of Nova Scotia	3.90%
Pembina Pipeline Corp	3.79%
National Bank of Canada	3.79%
Telus Corp	3.78%
Emera Inc	3.70%
Shaw Communications Inc-B	3.58%
Great-West Lifeco Inc	3.53%



Call Us
1-800-361-1392



Email Us
bmo.etfs@bmo.com



Visit Us
www.bmo.com/etfs

¹ Management Expense Ratios (MERs) are the audited MERs as of December 31, 2018.

² Beta is a measure of how a BMO ETF responds to moves in the broader market in which it invests. A beta of greater than 1.00 suggests that the ETF is more volatile than the market, while a beta of less than 1.00 suggests that the ETF is less volatile than the market. Beta may change over time and historical beta is not indicative of future beta. The indicated beta is generally based on historical rolling two-year returns. Where a BMO ETF does not have two years of performance history, the beta may be calculated as long as at least six months of performance history is available.