

BMO Equal Weight REITs Index ETF

Fund Details

Ticker	ZRE
Base Currency	CAD
Exchange	TSX
Inception Date	May 19, 2010
Maximum Annual Management Fee	0.55%
Management Expense Ratio	0.61%
RSP Eligible	Yes
DRIP Eligible	Yes
Distribution Frequency	Monthly

Fund Characteristics

Net Assets (Mn)	\$ 766.39
Number of Securities	22
Shares Outstanding	29,318,900
Market Cap (\$Bn)	88.08
Price/Earnings Ratio	21.54
Price/Book Ratio	1.33
Annualized Distribution Yield (%)	4.13
Beta	0.94

Correlation

Index Return data based on 10 years as of Sep 30, 2021

FTSE Canada Overall Bond Index	0.42
S&P/TSX Capped Composite Index	0.75
MSCI World Index	0.58
MSCI EAFE Index	0.54
S&P 500 Index	0.56

Portfolio Strategy

The BMO Equal Weight REITs Index ETF has been designed to replicate, to the extent possible, the performance of the Solactive Equal Weight Canada REIT Index, net of expenses. The Fund invests in Canadian real estate investment trusts. The Fund invests in and holds the Constituent Securities of the Index in the same proportion as they are reflected in the Index.

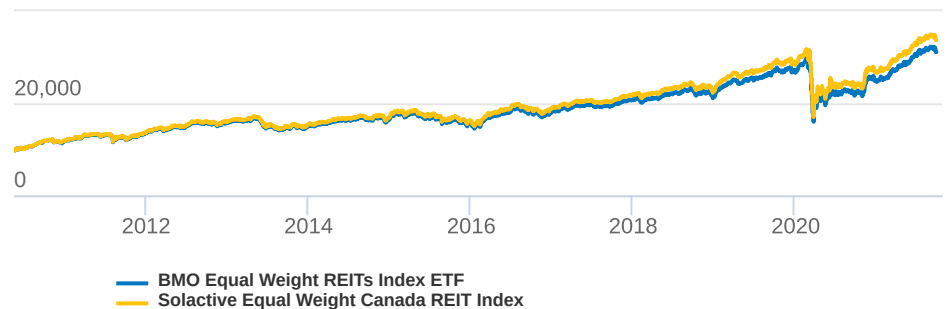
Benchmark Info

The Solactive Equal Weight Canada REIT Index consists of the Canadian securities that fall within the Real Estate Investment Trust sector. Each security in the Index is allocated a fixed weight rather than a market capitalization weight. To be included as a Constituent Security, an issue must meet certain minimum trading volume requirements and be incorporated in, or has its primary market listing in Canada.

Fund Benefits

- Designed for investors looking for growth solutions
- Exposure to Canadian Real Estate Investment Trusts (REITs)
- Equal weighted to lessen security specific risk
- Professionally managed by BMO Global Asset Management

Growth of 10,000



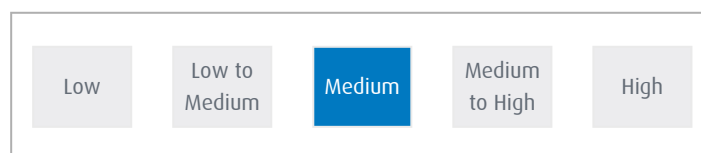
Fund Performance

Annualized Performance

For period ending Sep 30, 2021

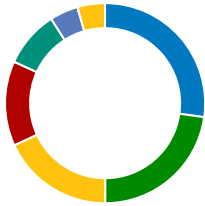
	1Mo	3Mo	6Mo	YTD	1Yr	3Yr	5Yr	10Yr	Since Inception
NAV	-2.97%	2.78%	14.47%	24.24%	40.18%	11.16%	11.36%	9.55%	10.50%
Index	-2.92%	2.96%	14.88%	24.91%	41.20%	12.11%	12.21%	10.31%	11.27%

Risk Rating




BMO Equal Weight REITs Index ETF

Sector Allocation



- 27.25% Retailing REITs
- 22.75% Residential REITs
- 18.11% Industrial REITs
- 13.70% Diversified REITs
- 9.16% Office REITs
- 4.57% Health Care REITs
- 4.47% Health Care Facilities

Geographic Allocation



- 100.00% Canada

Top Holdings

Artis Real Estate Investment	4.67%
Dream Office Real Estate Inv	4.66%
Wpt Industrial Real Estate I	4.65%
Boardwalk Real Estate Invest	4.65%
Smartcentres Real Estate Inv	4.60%
Northwest Healthcare Propert	4.57%
First Capital Real Estate In	4.57%
Crombie Real Estate Investme	4.55%
Minto Apartment Real Estate	4.55%
Ct Real Estate Investment Tr	4.55%



Call Us
1-800-361-1392



Email Us
bmo.etfs@bmo.com



Visit Us
www.bmo.com/etfs

Commissions, management fees and expenses all may be associated with investments in exchange traded funds. Please read the prospectus before investing. The indicated rates of return are the historical annual compound total returns including changes in prices and reinvestment of all distributions and do not take into account commission charges or income taxes payable by any unitholder that would have reduced returns. Exchange traded funds are not guaranteed, their values change frequently and past performance may not be repeated.

This communication is intended for informational purposes only and is not, and should not be construed as, investment and/or tax advice to any individual. Particular investments and/or trading strategies should be evaluated relative to each individuals circumstances. Individuals should seek the advice of professionals, as appropriate, regarding any particular investment.

*BMO ETFs are managed and administered by BMO Asset Management Inc., an investment fund manager and portfolio manager and separate legal entity from the Bank of Montreal.

® "BMO (M-bar roundel symbol)" is a registered trade-mark of Bank of Montreal, used under licence.

The Dow Jones Industrial AverageSM is a product of Dow Jones Opco, LLC, ("Dow Jones Opco"), a subsidiary of S&P Dow Jones Indices LLC and has been licensed for use. "Dow Jones[®]" and Dow Jones Industrial AverageSM are service marks of Dow Jones Trademark Holdings, LLC (Dow Jones) and have been licensed to Dow Jones Opco for use for certain purposes. BMO ETFs based on Dow Jones indexes are not sponsored, endorsed, sold or promoted by Dow Jones Opco, Dow Jones or their respective affiliates, and Dow Jones Opco, Dow Jones and their respective affiliates make no representation regarding the advisability of trading in such product(s).