

BMO Europe High Dividend Covered Call Hedged to CAD ETF

Fund Details

Ticker	ZWE
Base Currency	CAD
Exchange	TSX
Inception Date	Sep 09, 2015
Maximum Annual Management Fee	0.65%
Management Expense Ratio	0.71% ¹
RSP Eligible	Yes
DRIP Eligible	Yes
Distribution Frequency	Monthly

Fund Characteristics

Net Assets (Mn)	\$ 708.89
Number of Securities	1
Shares Outstanding	36,917,500
Market Cap (\$Bn)	5,064.21
Price/Earnings Ratio	18.71
Price/Book Ratio	3.05
Annualized Distribution Yield (%)	6.87
Beta	0.88

Correlation

Index Return data based on - year as of Mar 31, 2022

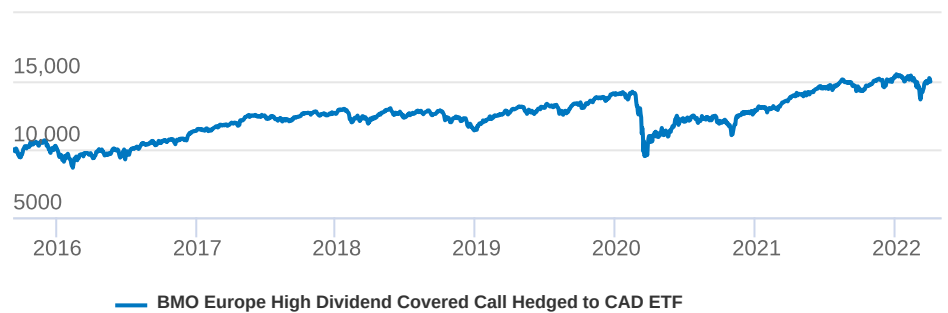
Portfolio Strategy

BMO Europe High Dividend Covered Call Hedged to CAD ETF has been designed to provide exposure to a dividend focused portfolio, while earning call option premiums. The underlying portfolio is yield-weighted and broadly diversified across sectors. The Fund utilizes a rules-based methodology that considers dividend growth rate, yield, payout ratio and liquidity. The Fund also dynamically writes covered call options. The call options are written out of the money and selected based on analyzing the option's available premium. The option premium provides limited downside protection. The foreign currency exposure is hedged back to the Canadian dollar. In addition, as ZWE is a fund of fund, the management fees charged are reduced by those accrued in the underlying funds.

Fund Benefits

- Designed for investors looking for higher income from equity portfolios
- Invested in a diversified portfolio of high dividend European companies
- Call option writing reduces volatility
- Currency is hedged back to Canadian dollars
- Professionally managed by BMO Global Asset Management

Growth of 10,000



Graphs are only used to illustrate the effects of the compound growth rate and do not reflect future values of any fund or returns on investment of any fund.

Fund Performance

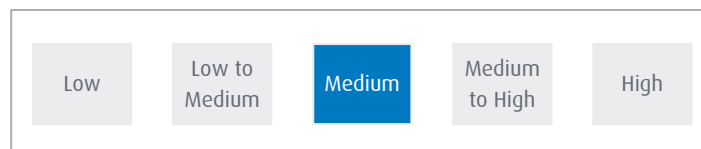
Annualized Performance

For period ending Mar 31, 2022

	1Mo	3Mo	6Mo	YTD	1Yr	3Yr	5Yr	10Yr	Since Inception
NAV	1.16%	-2.37%	4.40%	-2.37%	8.74%	5.50%	4.55%	-	6.32%

Index	-	-	-	-	-	-	-	-	-
-------	---	---	---	---	---	---	---	---	---

Risk Rating



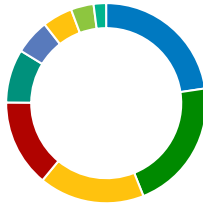
BMO Europe High Dividend Covered Call Hedged to CAD ETF

Sector Allocation



- 19.93% Health Care
- 14.65% Financials
- 11.66% Consumer Staples
- 11.59% Industrials
- 10.06% Consumer Discretionary
- 9.06% Materials
- 7.53% Communication Services
- 5.91% Information Technology
- 4.31% Energy
- 5.33% Others

Geographic Allocation



- 21.93% Switzerland
- 20.64% Germany
- 16.52% United Kingdom
- 13.67% France
- 8.38% United States
- 5.51% Italy
- 4.70% Finland
- 3.56% Netherlands
- 1.96% Sweden

Top Holdings

Rio Tinto Plc	4.45%
Totalenergies Se	4.31%
Allianz Se-Reg	4.30%
GlaxoSmithKline plc	4.28%
Novartis Ag-Reg	4.26%
Sanofi	4.16%
Roche Holding AG	4.09%
Nestle SA (Regs)	3.88%
Unilever PLC	3.76%
Enel Spa	3.67%



Call Us
1-800-361-1392



Email Us
bmo.etfs@bmo.com



Visit Us
www.bmo.com/etfs

Commissions, management fees and expenses all may be associated with investments in exchange traded funds. Please read the prospectus before investing. The indicated rates of return are the historical annual compound total returns including changes in prices and reinvestment of all distributions and do not take into account commission charges or income taxes payable by any unitholder that would have reduced returns. Exchange traded funds are not guaranteed, their values change frequently and past performance may not be repeated.

This communication is intended for informational purposes only and is not, and should not be construed as, investment and/or tax advice to any individual.

Particular investments and/or trading strategies should be evaluated relative to each individuals circumstances. Individuals should seek the advice of professionals, as appropriate, regarding any particular investment.

*BMO ETFs are managed and administered by BMO Asset Management Inc., an investment fund manager and portfolio manager and separate legal entity from the Bank of Montreal. © "BMO (M-bar roundel symbol)" is a registered trade-mark of Bank of Montreal, used under licence.

The funds or securities referred to herein are not sponsored, endorsed or promoted by MSCI, and MSCI bears no liability with respect to any such funds or securities or any index on which such funds or securities are based. The prospectus contains a more detailed description of the limited relationship MSCI has with BMO Asset Management Inc. and any related funds.

¹ Management Expense Ratios (MERS) are the audited MERS as of December 31, 2020. [↗](#)