

BMO Covered Call Canadian Banks ETF

Fund Details

Ticker	ZWB
Base Currency	CAD
Exchange	TSX
Inception Date	Jan 28, 2011
Maximum Annual Management Fee	0.65%
Management Expense Ratio	0.71%
RSP Eligible	Yes
DRIP Eligible	Yes
Distribution Frequency	Monthly

Fund Characteristics

Net Assets (Mn)	\$ 2,554.41
Number of Securities	7
Shares Outstanding	136,800,000
Market Cap (\$Bn)	587.99
Price/Earnings Ratio	9.42
Price/Book Ratio	1.53
Annualized Distribution Yield (%)	7.07
Beta	0.81

Correlation

Index Return data based on - year as of Jun 30, 2022

Portfolio Strategy

BMO Covered Call Canadian Banks ETF has been designed to provide exposure to a portfolio of Canadian banks while earning call option premiums. The Fund invests in securities of Canadian banks, and dynamically writes covered call options. The call options are written out of the money and selected based on analyzing the option's implied volatility. The option premium provides limited downside protection. The underlying portfolio is rebalanced and reconstituted semi-annually in June and December, and options are rolled forward upon expiry. In addition, as ZWB is a fund of fund, the management fees charged are reduced by those accrued in the underlying funds.

Fund Benefits

- Designed for investors looking for higher income from equity portfolios
- Invested in a diversified portfolio of Canadian banks
- Call option writing reduces volatility
- Professionally managed by BMO Global Asset Management

Growth of 10,000



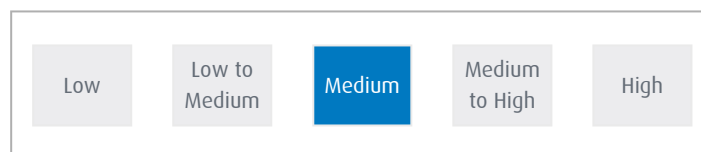
Fund Performance

Annualized Performance

For period ending Jun 30, 2022


	1Mo	3Mo	6Mo	YTD	1Yr	3Yr	5Yr	10Yr	Since Inception
NAV	-9.91%	-12.93%	-11.28%	-11.28%	-3.91%	7.23%	6.40%	9.15%	8.22%
Index	-	-	-	-	-	-	-	-	-

Risk Rating




BMO Covered Call Canadian Banks ETF

Sector Allocation



100.00% Financials

Geographic Allocation



100.00% Canada

Top Holdings

BMO Equal Weight Banks Index	24.53%
Royal Bank of Canada	13.46%
Toronto-Dominion Bank	12.78%
National Bank of Canada	12.76%
Bank of Montreal	12.47%
Bank of Nova Scotia	12.37%
Can Imperial Bk of Commerce	11.63%



Call Us
1-800-361-1392



Email Us
bmo.etfs@bmo.com



Visit Us
www.bmo.com/etfs

Commissions, management fees and expenses all may be associated with investments in exchange traded funds. Please read the prospectus before investing. The indicated rates of return are the historical annual compound total returns including changes in prices and reinvestment of all distributions and do not take into account commission charges or income taxes payable by any unitholder that would have reduced returns. Exchange traded funds are not guaranteed, their values change frequently and past performance may not be repeated.

This communication is intended for informational purposes only and is not, and should not be construed as, investment and/or tax advice to any individual. Particular investments and/or trading strategies should be evaluated relative to each individual's circumstances. Individuals should seek the advice of professionals, as appropriate, regarding any particular investment.

*BMO ETFs are managed and administered by BMO Asset Management Inc., an investment fund manager and portfolio manager and separate legal entity from the Bank of Montreal.

® "BMO (M-bar roundel symbol)" is a registered trade-mark of Bank of Montreal, used under licence.